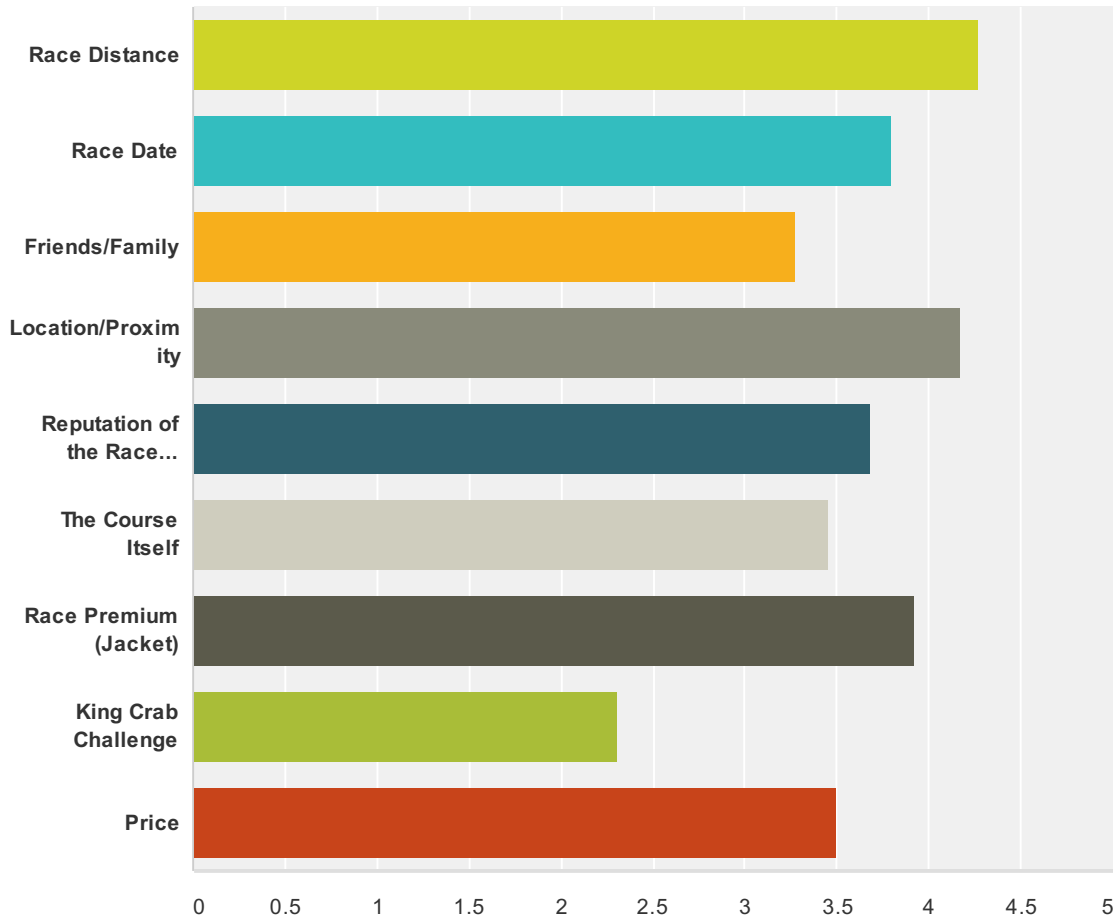


2014 Baltimore 10-Miler Post Race Survey

Q2 What Factors Influenced Your Decision to Participate in the Baltimore 10-Miler?

Answered: 517 Skipped: 0



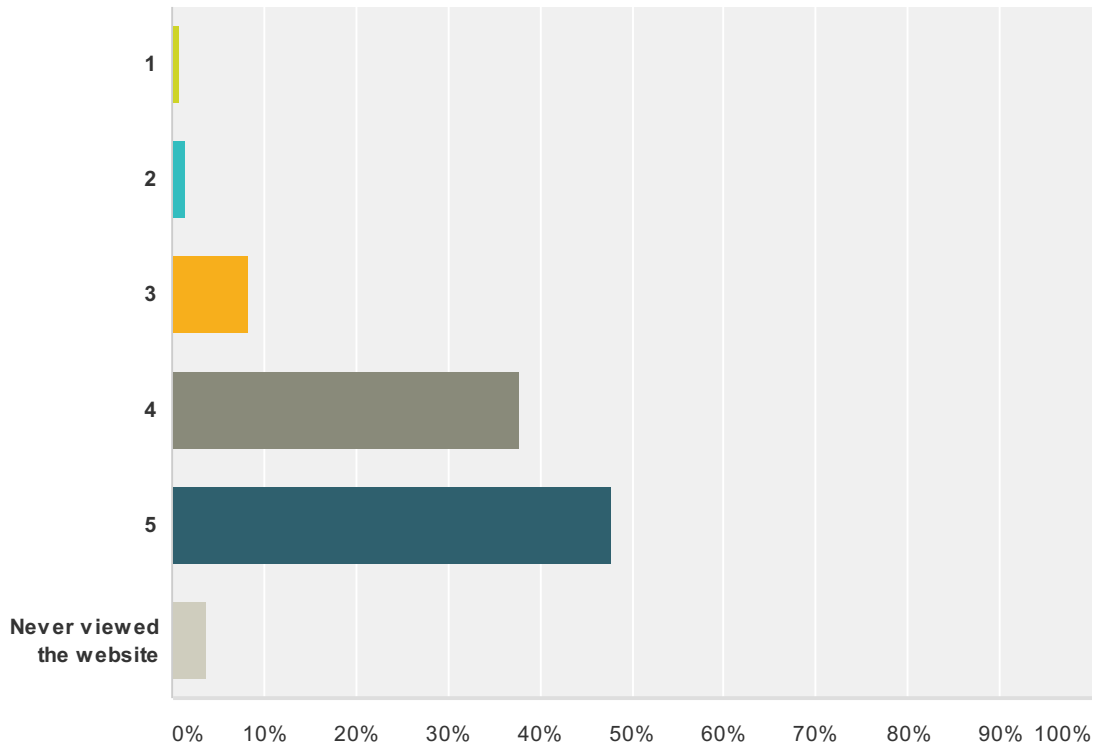
	Not a Factor At All	Not Very Important	Not Sure	Somewhat Important	Very Important	Total	Average Rating
Race Distance	2.00% 10	4.20% 21	2.20% 11	48.00% 240	43.60% 218	500	4.27
Race Date	6.11% 30	10.79% 53	5.30% 26	52.95% 260	24.85% 122	491	3.80
Friends/Family	27.27% 132	8.68% 42	1.86% 9	33.06% 160	29.13% 141	484	3.28
Location/Proximity	3.61% 18	4.82% 24	3.01% 15	47.19% 235	41.37% 206	498	4.18
Reputation of the Race Organizers	9.11% 45	9.72% 48	13.77% 68	38.46% 190	28.95% 143	494	3.68
The Course Itself	9.53% 47	14.60% 72	14.00% 69	44.22% 218	17.65% 87	493	3.46
Race Premium (Jacket)	5.62% 28	8.63% 43	9.04% 45	41.77% 208	34.94% 174	498	3.92
King Crab Challenge	53.70% 261	10.29% 50	3.29% 16	16.26% 79	16.46% 80	486	2.31
Price	7.93%	15.24%	12.73%	46.97%	17.12%		

2014 Baltimore 10-Miler Post Race Survey

1100	1100%	1100%	1100%	1100%	1100%	1100%	1100%
	38	73	61	225	82	479	3.50

Q3 Rate the Quality of the Information on the Website (5 is best)

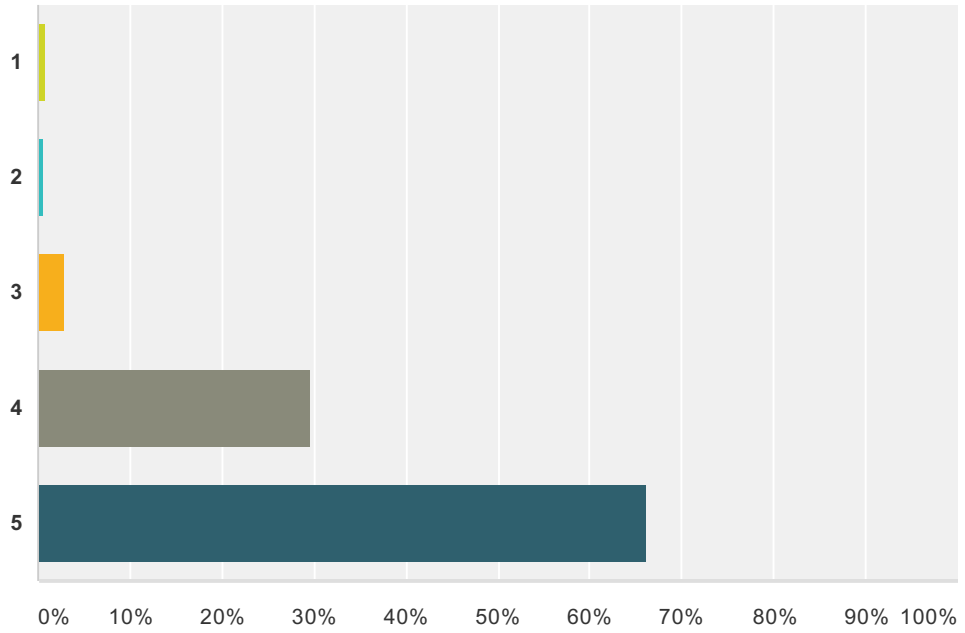
Answered: 516 Skipped: 1



Answer Choices	Responses
1	0.78% 4
2	1.55% 8
3	8.33% 43
4	37.79% 195
5	47.87% 247
Never viewed the website	3.68% 19
Total	516

Q4 Rate the Ease of the Registration Process (5 is best)

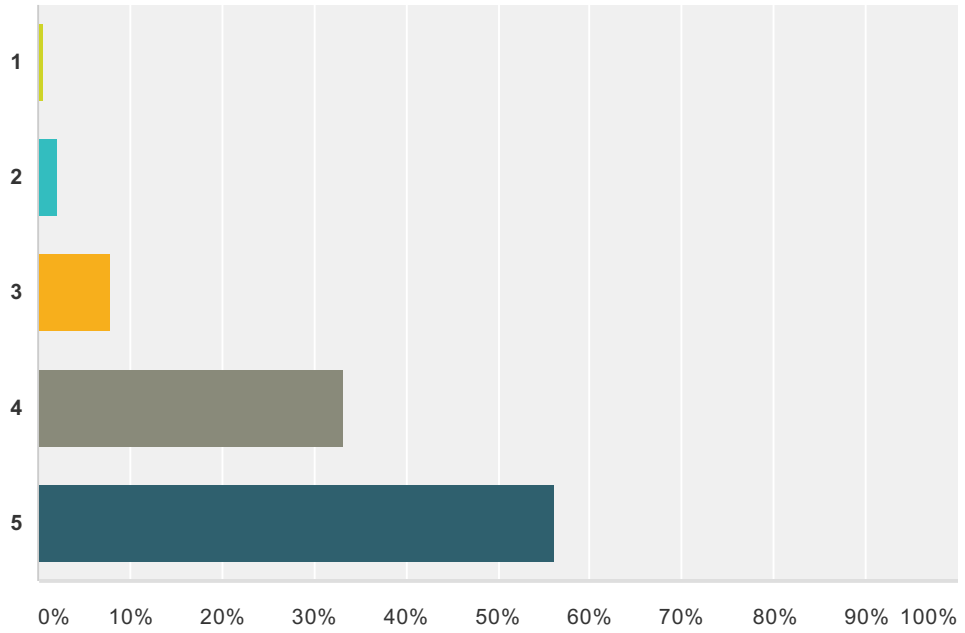
Answered: 516 Skipped: 1



Answer Choices	Responses	
1	0.78%	4
2	0.58%	3
3	2.91%	15
4	29.65%	153
5	66.09%	341
Total		516

Q5 Rate the Quality of the Information Received After Registration (5 is Best)

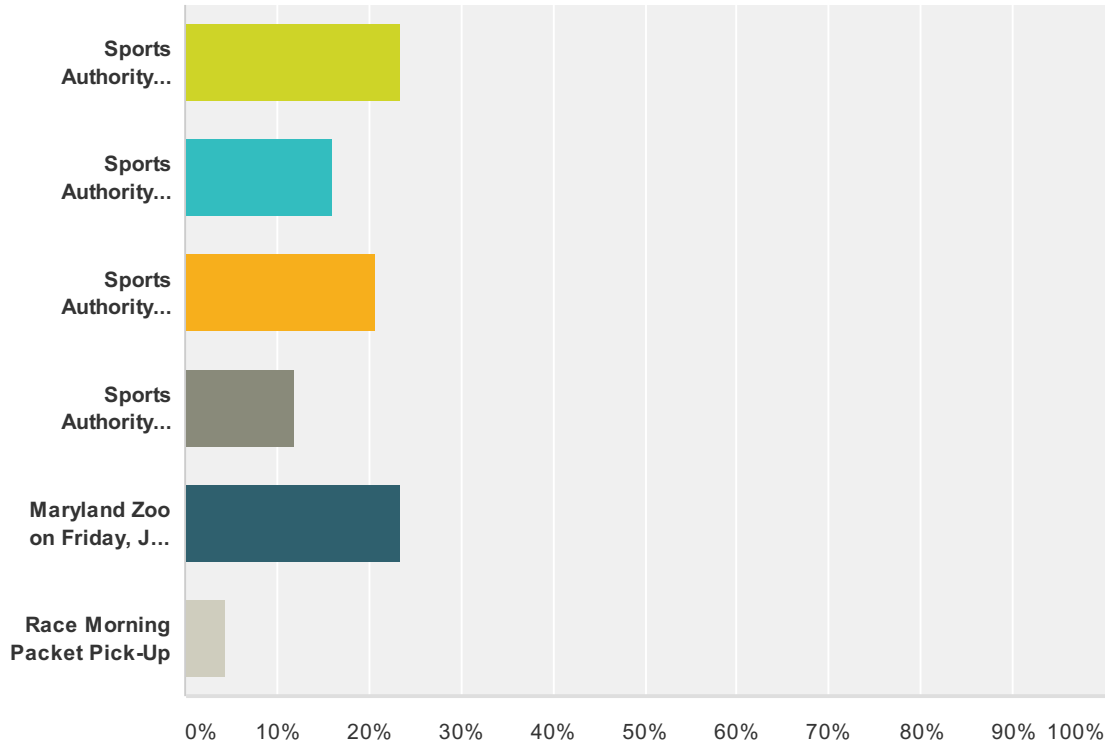
Answered: 516 Skipped: 1



Answer Choices	Responses
1	0.58% 3
2	2.13% 11
3	7.95% 41
4	33.14% 171
5	56.20% 290
Total	516

Q6 Which Packet-Pick Up Option Did You Use?

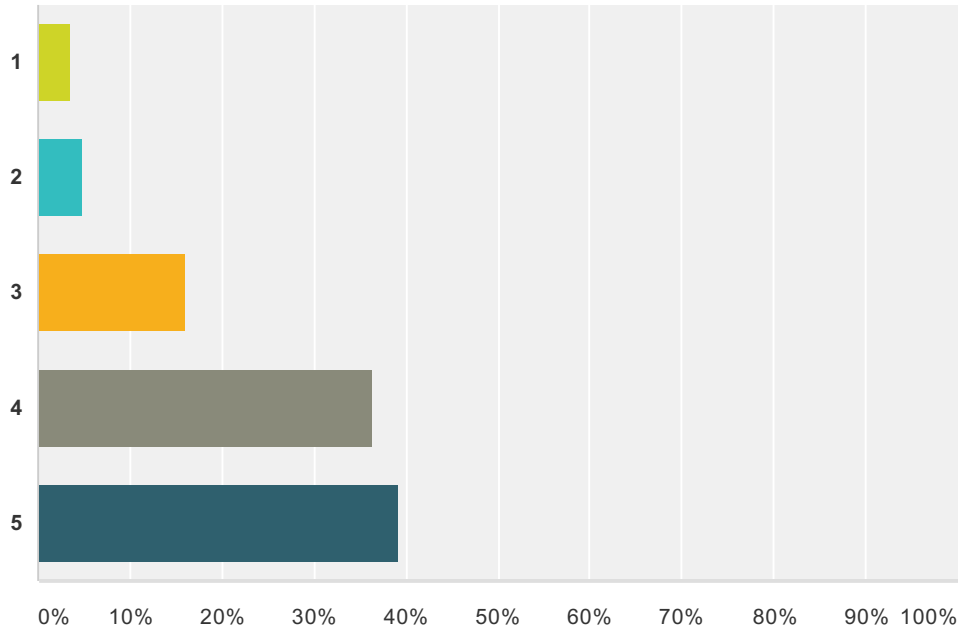
Answered: 513 Skipped: 4



Answer Choices	Responses
Sports Authority Towson- Mon., June 9	23.39% 120
Sports Authority Rockville- Tues., June 10	16.18% 83
Sports Authority Catonsville- Wed., June 11	20.66% 106
Sports Authority Bowie- June 12	11.89% 61
Maryland Zoo on Friday, June 13	23.39% 120
Race Morning Packet Pick-Up	4.48% 23
Total	513

Q7 Rate the Hours of the Packet Pick Up (5 is Best)

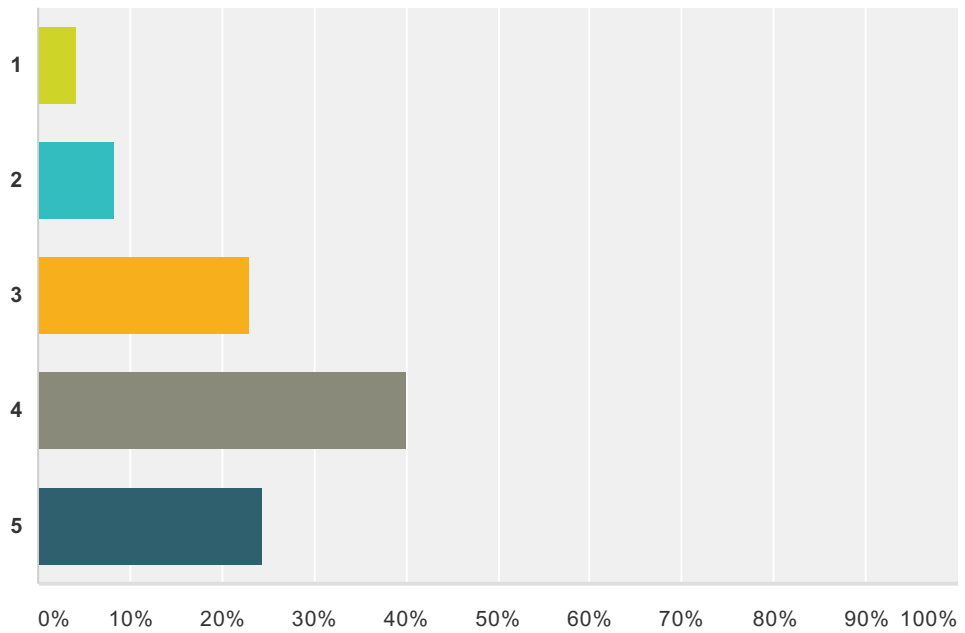
Answered: 513 Skipped: 4



Answer Choices	Responses	
1	3.51%	18
2	4.87%	25
3	16.18%	83
4	36.26%	186
5	39.18%	201
Total		513

Q10 Rate the Quality of Your Travel Experience and the Parking Areas (5 is best)

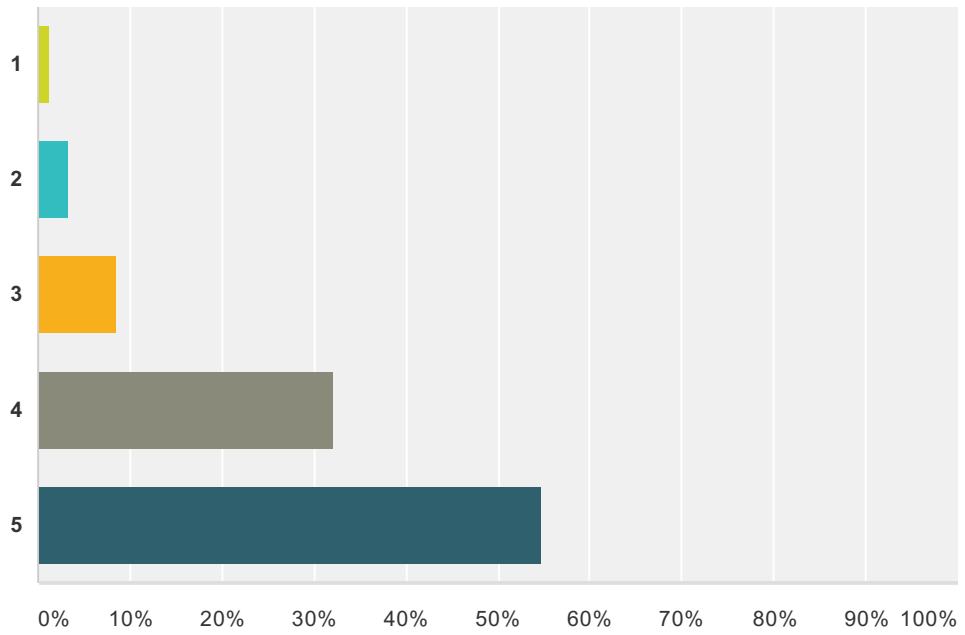
Answered: 513 Skipped: 4



Answer Choices	Responses
1	4.09% 21
2	8.38% 43
3	23.00% 118
4	40.16% 206
5	24.37% 125
Total	513

Q11 Rate the Quality of the Race Premium (Grey Jacket) (5 is Best)

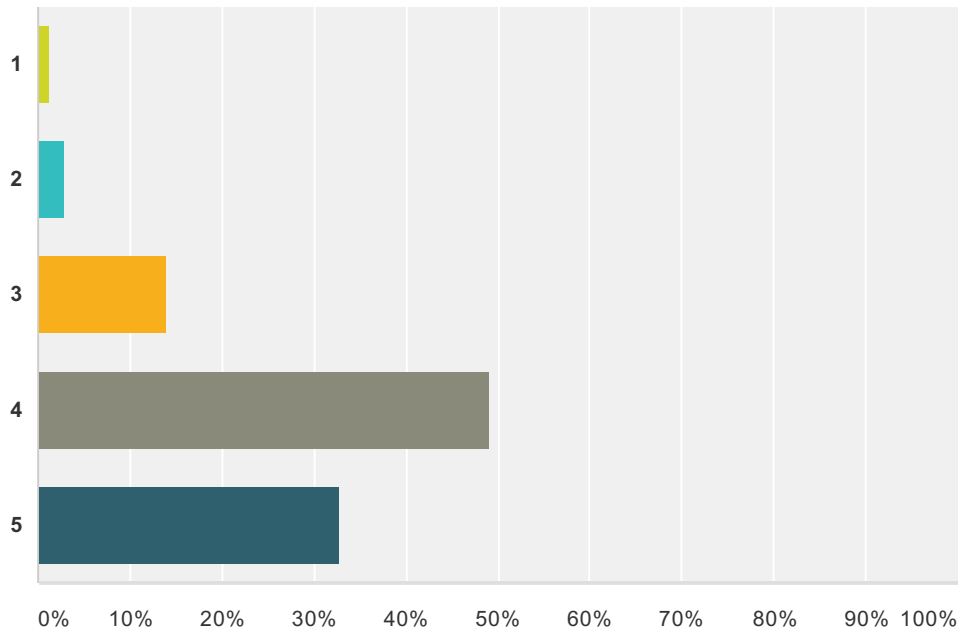
Answered: 513 Skipped: 4



Answer Choices	Responses	
1	1.17%	6
2	3.31%	17
3	8.58%	44
4	32.16%	165
5	54.78%	281
Total		513

Q12 Rate the Quality of the Race Route (5 is Best)

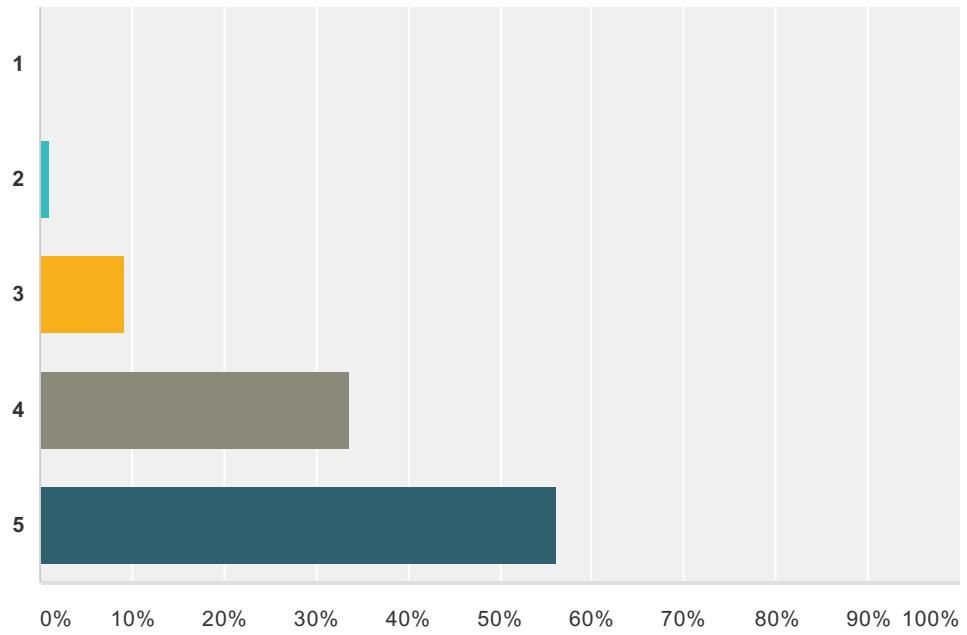
Answered: 512 Skipped: 5



Answer Choices	Responses	
1	1.17%	6
2	2.93%	15
3	14.06%	72
4	49.02%	251
5	32.81%	168
Total		512

Q13 Rate the Quality of the On-Course Aid-Stations (5 is Best)

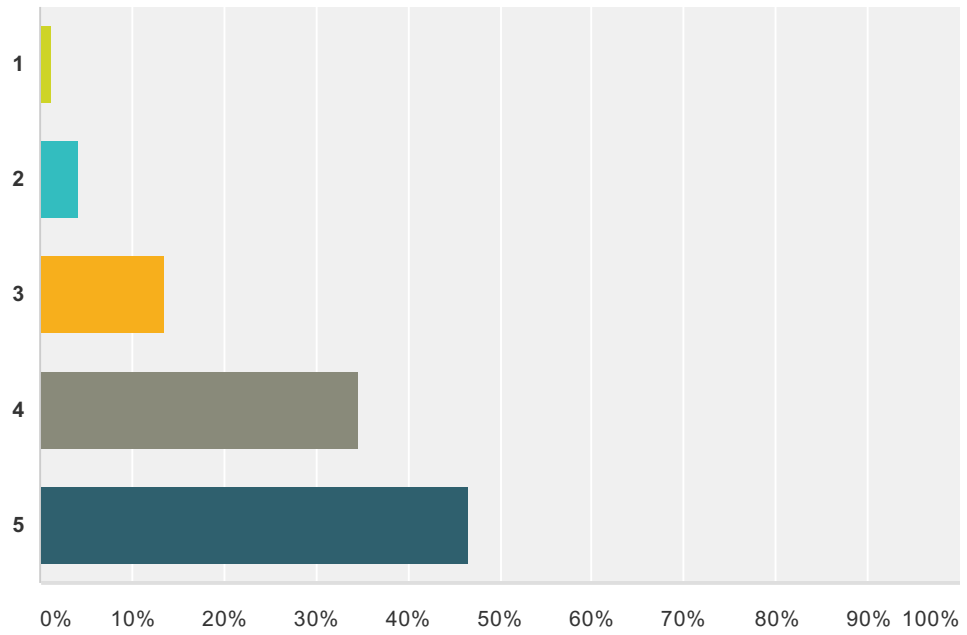
Answered: 512 Skipped: 5



Answer Choices	Responses	
1	0.20%	1
2	0.98%	5
3	9.18%	47
4	33.59%	172
5	56.05%	287
Total		512

Q15 Rate the Quality of the Post-Race Food & Beverages (5 is Best)

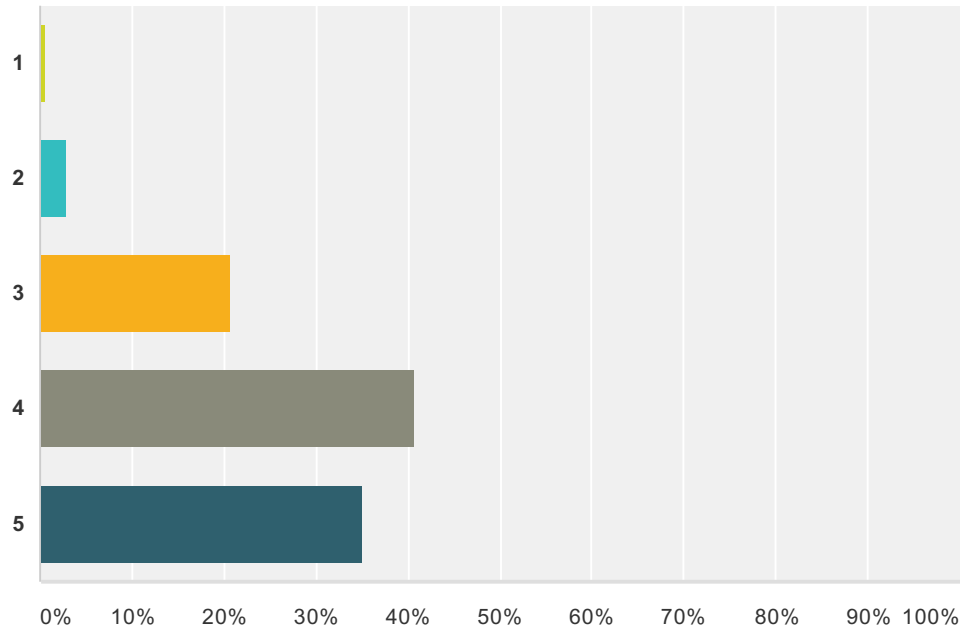
Answered: 510 Skipped: 7



Answer Choices	Responses
1	1.18% 6
2	4.12% 21
3	13.53% 69
4	34.71% 177
5	46.47% 237
Total	510

**Q16 Rate the Quality of the Post Race Festivities (Band, Interactive Games, etc.)
(5 is best)**

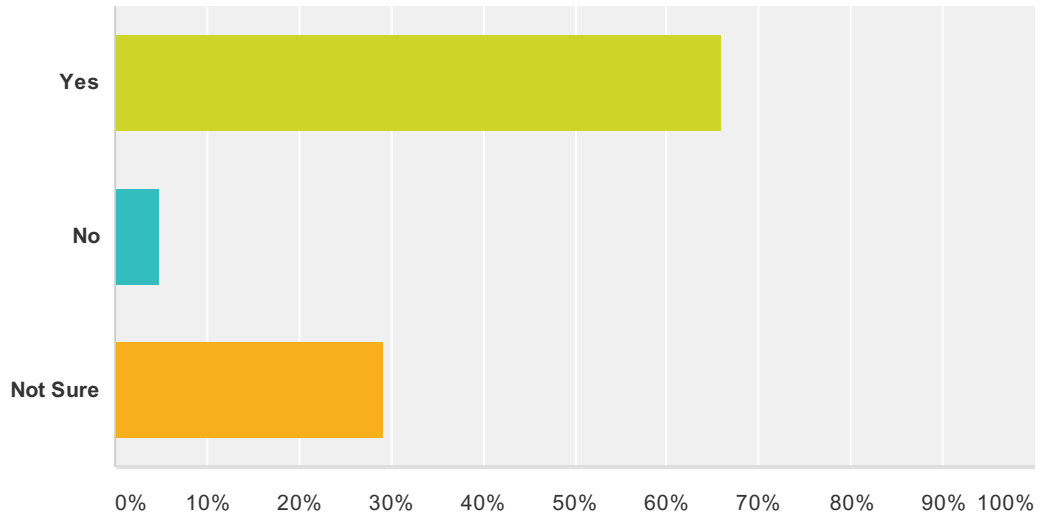
Answered: 496 Skipped: 21



Answer Choices	Responses
1	0.60% 3
2	3.02% 15
3	20.56% 102
4	40.73% 202
5	35.08% 174
Total	496

Q18 Do You Plan to Run Again Next Year?

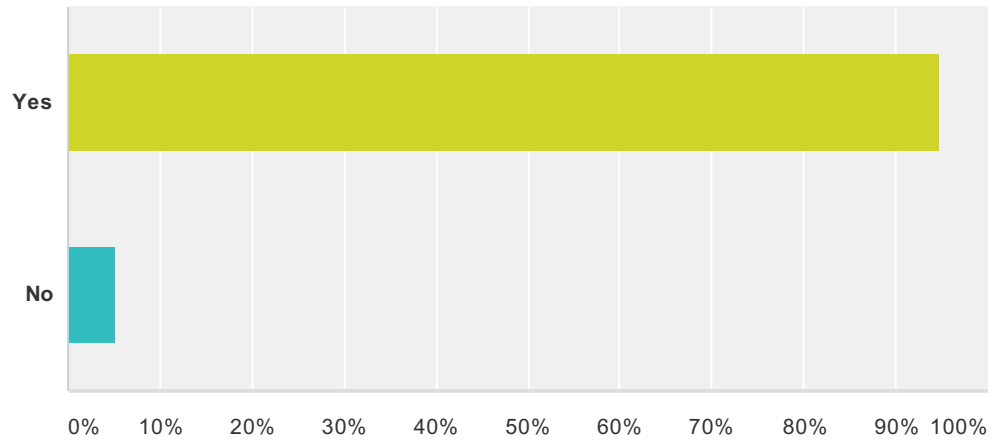
Answered: 508 Skipped: 9



Answer Choices	Responses	
Yes	65.94%	335
No	4.72%	24
Not Sure	29.33%	149
Total		508

Q19 Would You Recommend the Baltimore 10-Miler to a Friend

Answered: 508 Skipped: 9



Answer Choices	Responses	
Yes	94.69%	481
No	5.31%	27
Total		508